


# Building Your Community Connections



## Activities to Include your community:

- Job Shadows
  - Job shadow request letter  
Career Choices and Changes pages 158-159
  - Job shadow contract

# Job Shadow Contract

Students in Success 101 must complete a job shadow or an alternative interview. The job shadow is an incredible opportunity for students to “try-out” careers that interest them. This personalized field trip must be prearranged prior to the job shadow. If the following steps are not completed, the absence is unexcused.

1. Find a location for a job shadow or a person to interview in one of the 3 careers students investigated
2. Determine a date that works best for job site, parents, and student
3. Complete both teacher approval and parent permission form **PRIOR** to completing the job shadow
4. Return completed permission slip form **BEFORE** being gone from school
5. While on the job shadow, please have the job site email Mrs. Fast ([rfast@musd.net](mailto:rfast@musd.net)) and confirm arrival at the job site
6. Complete job shadow follow up questions in OneNote after job shadow.

-----  
Parent Name

-----  
Signature

-----  
Date

-----  
Student Name

-----  
Signature

-----  
Date

## If you complete a job shadow:

Post Job Shadow Questions

1. Who did you job shadow?
2. Where?
3. When?
4. What was most interesting?
5. What was most surprising?
6. Are you more or less interested in this career now?

## If you are unable to complete a job shadow:

Name and position of person interviewed:

Date and time of interview:

1. How long have you had this job?
2. What kind of education or training did you need?
3. If you were still in school, would you do anything differently?
4. What advice would you give me about preparing for this career?
5. What advice would you give about working in this field?
6. What parts of the job do you find most enjoyable?
7. What do you like least about your job?
8. Do you have any plans for a career switch? If so, what would you like to do?

2 additional questions of your own



- Learning Lunches


- Bring in people working in industries of interest to speak during lunch



- Mock Interviewers

- Invite everyone!

- Make sure you make it easy for them

- 
- Invite your staff to participate
  - Encourage them to invite others
  - Include district personnel

How to recruit:

- Contact community Service organizations
  - Rotary, Kiwanis, Boys and Girls Club




# Create a survey

- Name
- email
- phone number
- What is your profession
- Company/ Business: Name and address
- Would you be interested in helping with mock job interviews? (These take place during the school day)
- Would you be willing to be interviewed by students about your profession during their lunch (about 20 minutes)?
- Would you be willing to have students job shadow you at your place of business?
- What high school would you like to work with?

# GFSF Parent Nights

# Success 101 Parent Nights



**Parent's Planner**  
Helping Your Child Prepare for the Future

**What Do I Want for my child?**

Parents want their children to be successful, but success can be measured in a variety of ways. A first step in helping your child to be successful is reaching an understanding of what success means to your child.

**Try these:**


- While watching television with your child, talk about the TV characters who are successful. Who does your child see as being successful? Is that success based on money, accomplishment, being good for others, recognition, power, personal satisfaction? Find out how your child views success. Help you provide guidance that leads to the kind of success that matters to them.
- The newspaper is an excellent source of information about employment trends and economic expectations. In other words, you can see where the economy is going and where the jobs will be. Read the newspaper regularly with your child. What kinds of employment and economic trends do you see? What impact might they have on your child's career success? Look at the classified section and note the business areas with the most job opportunities. Talk with your child about the trends you see.

Use the chart to help your child set goals. Complete this chart with your child.

**Charting A Path To Success For My Child**

Example: Participate in volunteer service in the community.

G O A L S	1
	2
	3



# Sophomore Parent Night

- Revisit Skills Based Education Plan
- Show Success In The New Economy
- Counselor presentation
- Student Led Conferences

# Sophomore Student Led Conference

## Sophomore student led conference topics

- Share your 10 year plan summary with your parents. What parts do you want to highlight?
- What is your current career choice?
- What level of education is needed for that career?
- Are you on track to meet those education goals?
- What skills do you need for your chosen career and how do you plan to attain them?